



RSS Feeds and Pageflakes

RSS is a format used to publish frequently updated content such as [blog](#) entries, news headlines, and [podcasts](#) in a standardized format. An RSS document (which is called a "feed") contains either a summary of content from a web site or the full text.

The benefit of RSS is the aggregation of content from multiple Web sources in one place. RSS content can be read using a program called an "RSS reader", "feed reader" or an "aggregator"

A **podcast** is a series of digital-media files (audio or video) which are distributed over the Internet using syndication feeds. 

How Do I know if a site has an RSS Feed?

Usually a little orange "feed" button  will appear in the address or menu bar (depending on your browser) if the site has an RSS feed.

As seen in Firefox



As seen in IE 7




Additionally, some sites display a notification somewhere on the site alerting the reader that a feed is available.

How do I subscribe to a feed?

Click on the RSS button  to view the feed URL. The URL will contain the word "feed" for "feeds."

Example. <http://feeds.technorati.com/frontpage/> Simply copy the feed URL and paste it into your Google Reader.



Where can I find these feeds?

Everywhere. MANY sites already have feeds and if they don't, you can create one very simply. Paste the feed-free URL into the widget at <http://page2rss.com/> and click the  button. That will give you a new URL for that site that contains a feed.

Add a feed to Pageflakes

Many flakes available from the Pageflakes library are RSS feeds from popular websites, so check the library first.

To create a new flake for an RSS feed follow these steps?

1. Click the  button
2. In the lower left corner of the gray menu that pops up is a  button. Click it.
3. Paste your feed url in the space provided and click the "Get Feed" button.



Add Feed: