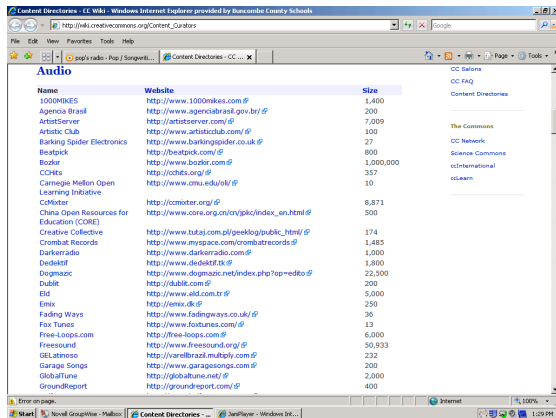
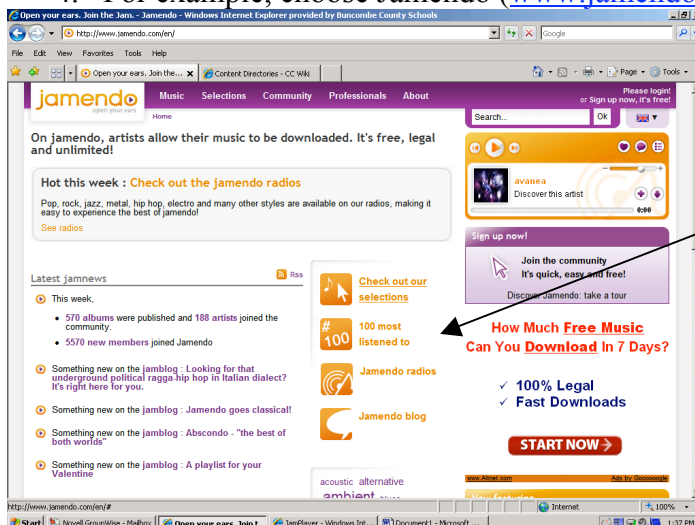


Downloading music from Creative Commons sites:

1. Go to http://wiki.creativecommons.org/Content_Curators
2. Scroll down to the audio section.
3. Choose a player.




4. For example, choose Jamendo (www.jamendo.com).



You can choose from most popular or choose selections by genre.

****Warning: students will spend lots of time here. Be sure you want them to before you direct them here.****

5. After choosing a genre and song, click the  arrow to download the music in mp3 format.
6. Save to the drive of your choice.
7. Choose that file in the Animoto process when it asks you to select or upload (choose “upload”).



8. Credit them at the end of your Animoto even though their music is copyright free.